

PRODUCT DESCRIPTION: Tail light
APPLICATION: 2005-2011 Toyota Tacoma



INSTALLATION GUIDE

READ COMPLETE INSTRUCTIONS BEFORE INSTALLATION
Improper installation may void warranty.



TOOLS NEEDED: 10mm Socket

STEP 1




Stock Toyota Tacoma Tail lights

STEP 2




Lower tailgate

STEP 3



Remove two 10mm bolts

STEP 4




Pull tail light back to remove tail light locating pins from fender.

STEP 5



Disconnect main tail light harness connector.

STEP 6



Connect Anzo USA tail light connector to main harness on vehicle.

STEP 7



Slide Anzo USA tail light into fender while guiding tail light locating pins into opening.

STEP 8



Repeat steps 3-7 for other tail light. Check all functions of light before driving.